

Indoor Omnidirectional Antenna 698-2700 MHz

Product Description

This omnidirectional antenna is specifically designed for broadband in-building distribution of LTE, GSM, CDMA, PCS, 3G, WiFi, WLAN services. The antenna is constructed from lightweight materials suitable for ceiling mounting. The off-white radome blends easily into most building aesthetics.



Indoor Omnidirectional Antenna

Features/Benefits

- LTE ready (700MHz and 2600MHz bands)
- Input power 100Watt maximum
- Broadband, Low VSWR
- Support current main popular communication system
- Aesthetically designed, compact and light weight
- Off-white (ABS) radome
- Extend a Low Loss Cable

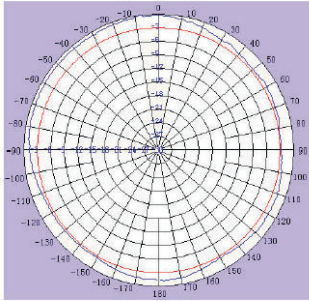
Technical Specifications

Product Type	Omnidirectional Antenna
Application	Indoor
Frequency Range, MHz	698-960 / 1710-2700
Number of Input Ports	1
Connectors	N female
Impedance, Ohm	50
max. VSWR	2.0 @ 698-806MHz 1.5 @ 806-960 and 1710-2700MHz
Total Input Power, W	max. 100
Gain, dBi	2.0 @ 698 - 960MHz 5.0 @ 1700 - 2700MHz
Polarization	Vertical
Horizontal Beamwidth, deg	360
Connector Cable, mm (in)	200 (7.87)
Radome Material	ABS
Radome Color	White
Mounting Hardware included	Ceiling mount, fixed with nut
Temperature Range, °C (°F)	-40 to +60 (-40 to 140)
Height, mm (in)	72 (2.82)
Width, mm (in)	Ø 170 (6.69)
Weight, kg (lb)	0.4 (0.89)
Environmental Class	Indoor

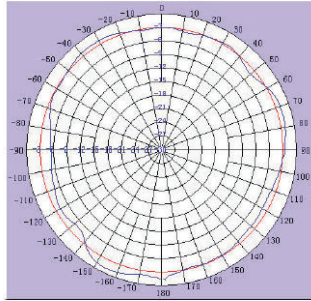
Notes**Other Documentation**

Indoor Omnidirectional Antenna 698-2700 MHz

Horizontal Plane

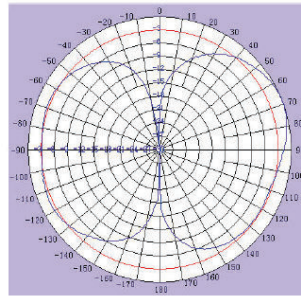


800MHz

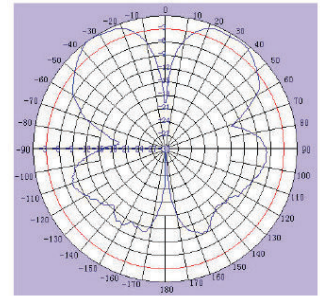


2500MHz

Vertical Plane



800MHz



2500MHz

Installation Sketch

